


National Apprenticeship Week 2024
5th – 11th February 2024
Activity pack for students

5-11 FEBRUARY 2024

#NAW2024

I  APPRENTICESHIPS



Name:

Class:

National Apprenticeship Week 2024

5th – 11th February 2024

Activity pack for students

Introduction

National Apprenticeship Week is a fantastic opportunity for you to learn more about apprenticeships and how they might be an exciting option for you when you leave school or college. Following the instructions of your teacher, work your way through this activity pack to begin exploring what apprenticeships are, which apprenticeships are available and to learn about the exciting careers apprenticeships can lead to.



Please note that some tasks will require access to a computer and the internet.

Social media: [@Apprenticeships](https://twitter.com/Apprenticeships) **Hashtag:** [#NAW2024](https://twitter.com/hashtag/NAW2024)

Contents

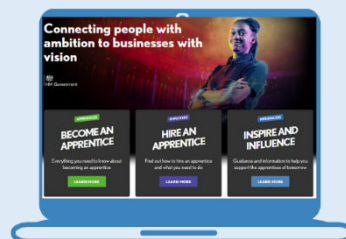
| | |
|---|----|
| Activity sheet 1: Apprenticeships quiz | 3 |
| Activity sheet 3: Career starter apprenticeships | 5 |
| Activity sheet 5: Apprentice employer logos | 8 |
| Activity sheet 6: The Big Assembly | 9 |
| Activity sheet 7: Link the apprenticeship | 10 |
| Activity sheet 8: Ask an apprentice or employer | 11 |
| Activity sheet 9: Be an apprenticeship influencer! | 12 |
| Activity sheet 10: Apprentice qualities codeword | 13 |

Top tips for exploring apprenticeships

To continue learning about apprenticeships and the exciting careers available, visit: www.apprenticeships.gov.uk

The government has a fantastic website where you can learn more about the range of apprenticeships available, how to search and apply for apprenticeships, what roles are available by interest area and more. You can also hear real stories from apprentices about their experiences.

Click the link above or scan the QR code to visit now.



TASK 1: Apprenticeships quiz

To complete this task, please follow these instructions:

- Go to www.apprenticeships.gov.uk/apprentices/becoming-apprentice
- Using the information on the website, choose true or false for each statement below to see how much you know about apprenticeships.
- If you are completing this online, please cross the true/false box to indicate your answer.

Q1.

You have to choose between getting a degree or doing an apprenticeship.

- TRUE
- FALSE

Q2.

You are paid for doing an apprenticeship, it is a real job that enables you to earn while you learn.

- TRUE
- FALSE

Q3.

Apprenticeships are for people aged 18 and over.

- TRUE
- FALSE

Q4.

You can start an apprenticeship at any point in your life from the age of 16. You can even complete more than one apprenticeship.

- TRUE
- FALSE

Q5.

Apprentices spend half of their time at work and half at school.

- TRUE
- FALSE

Q6.

All apprenticeships take two years to complete.

- TRUE
- FALSE

Q7.

As an apprentice you are entitled to holiday pay and benefits.

- TRUE
- FALSE

Q8.

At the end of your apprenticeship you have to start paying back your student loan.

- TRUE
- FALSE

National Apprenticeship Week 2024

5th – 11th February 2024

Activity pack for students



TASK 3: Career Starter Apprenticeships

To complete this task, please follow these instructions:



- As we've discovered there are hundreds of apprenticeships available with something to suit everyone.
- If you're still wondering where to start, the Department for Education has identified 18 'career starter apprenticeships' that make perfect first jobs. Click the following link for a full list: <https://www.apprenticeships.gov.uk/apprentices/career-starter-apprenticeships>
- Below are a selection of links to films showing career starter apprentices. Watch a selection of the films by scanning the QR codes below or by visiting the link above and think about the experiences they have shared. There are questions on the following page for you to consider. Use the grid to record your ideas.



MEET LIAM...
a Bricklayer apprentice who is aiming to start his own business.



MEET PAIGNTON AND ALESHA...
who are supporting young people as Specialist Learning Assistants.





MEET GEORGE...
whose dyslexia has been no barrier to a career in plumbing.





MEET RAKIA AND CHLOE...
Content Creator apprentices becoming skilled in filming, editing, and recording audio.





MEET MYLES...
who is accelerating his career in electrics.





MEET ESTHER...
a Commis Chef who aims to open her own restaurant.



MEET HANNAH...
who is earning money and growing in confidence as a Software Development Technician.



MEET THEO...
who's found his passion as a Production Chef at an Italian restaurant.



MEET CAMERON...
And take a look at a digital apprentice at work.

National Apprenticeship Week 2024

5th – 11th February 2024

Activity pack for students

Once you have watched a selection of the films showing career starter apprenticeships, record your thoughts below. Remember to consider:

- Why they chose to do an apprenticeship.
- What aspects of an apprenticeship suited them as individuals.
- Do you relate to any of their experiences?
- Do you think completing an apprenticeship has been a success for them?

| Name of apprentice | Apprenticeship | Why they chose an apprenticeship | Why did an apprenticeship suit them? | Do you relate to any of their experiences? | Was completing an apprenticeship a success? |
|--------------------|----------------|----------------------------------|--------------------------------------|--|---|
| | | | | | |
| | | | | | |
| | | | | | |
| | | | | | |
| | | | | | |
| | | | | | |
| | | | | | |
| | | | | | |
| | | | | | |
| | | | | | |
| | | | | | |
| | | | | | |
| | | | | | |
| | | | | | |
| | | | | | |
| | | | | | |
| | | | | | |
| | | | | | |
| | | | | | |
| | | | | | |

TASK 5: Apprentice employer logos

To complete this task, please follow these instructions:

- There are hundreds of employers who offer apprenticeships in England, from a range of sectors and of all sizes.
- Can you recognise the logos of some amazing apprentice employers?
- Work with a partner to identify which company each logo represents.
- If you are completing this online please type in the space.

| | | |
|---|---|---|
|  |  |  |
|  |  |  BE THE BEST |
|  |  |  |
|  |  |  |
|  |  |  |
| | | |

National Apprenticeship Week 2024

5th – 11th February 2024

Activity pack for students

TASK 6: The Big Assembly

To complete this task, please follow these instructions:

- This task will need to be completed after 11:10am on Tuesday 6th February, once the recording is available.
- Go to www.workpays.co.uk/bigassembly/ and watch the Big Assembly 2024.
- Read the questions below and use the space to make a note of your answers.
- If you are completing this online please type in the space.



What was the most interesting fact you learned about apprenticeships?

Which employer did you enjoy hearing from most?

Did any of the points discussed about apprenticeships surprise you? List these below.

National Apprenticeship Week 2024

5th – 11th February 2024

Activity pack for students

TASK 7: Link the apprenticeship

To complete this task, please follow these instructions:

- Below is a list of school subjects and a box containing a variety of different apprenticeships – can you link each apprenticeship to a school subject?
- Write each apprenticeship in the box alongside the subject you think it links to (there is more than one per subject).
- If you are stuck, search and look at some of the apprenticeships here and see if you can find any you think link: <https://www.instituteforapprenticeships.org/apprenticeship-standards/>

| Subjects | Apprenticeships |
|-------------------|-----------------|
| Art and Design | |
| Biology | |
| Business | |
| Chemistry | |
| Computing | |
| Design Technology | |
| Drama | |
| English | |
| Food Technology | |
| Geography | |
| History | |
| Languages | |
| Maths | |
| Music | |
| PE | |
| Physics | |
| Religious Studies | |

- ★ Midwife ★ Software tester ★ Sporting excellence professional ★ Cabin crew ★ Journalist ★
★ Town planning assistant ★ Publishing assistant ★ Pharmacy technician ★ Commis chef ★
★ Data analyst ★ Costume technician ★ Countryside worker ★ Acoustics technician ★
★ Laboratory technician ★ Tool process design engineer ★ Archaeological specialist ★ Doctor ★
★ Youth worker ★ Junior animator ★ Props technician ★ Church minister ★ Travel consultant ★
★ Junior management consultant ★ Photographer ★ Civil engineer ★ Therapeutic radiographer ★
★ Game programmer ★ New furniture product developer ★ Leisure team member ★

TASK 9: Be an apprenticeship influencer!

To complete this task, please follow these instructions:

- Completing an apprenticeship is a positive route into work that often leads to further training and progression. Many apprentices choose to share their experiences to inspire and encourage others to consider pursuing an apprenticeship.
- Think about the positive stories you have already heard and take a look at some more case studies via the following link: <https://amazingapprenticeships.com/apprentice-stories/>
- Think about how you could you inspire others to consider becoming an apprentice.
- What do you think is the best way to share your ideas: a poster to be displayed in school or college? A social media post? A film? A podcast?
- Think about the following points:
 - Has anything you have learned about apprenticeships surprised you?
 - Are there common misconceptions about apprenticeships that you can now correct?
 - What are the obvious benefits of completing an apprenticeship?
- Jot down your ideas in the space below. If there is time you could try creating some of your ideas to share with other students.
- If you are completing this online please type in the space.

My ideas...

TASK 10: Apprentice qualities codeword

To complete this task, please follow these instructions:

- Now you know all about apprenticeships you are ready to think about applying!
- Test your knowledge of the qualities employers are looking for in an apprentice by completing the codeword below. Each number represents a letter, use the grid to help you complete the puzzle.

| | | | | | | | | | | | | | | | | | | | | | | | | | | | | | | | | | | | | | | | | | | | | | |
|----|---|----|---|----|----|----|---|----|---|----|---|----|----|---|----|---|--|----|----|----|----|----|----|----|----|----|----|---|--|--|--|--|--|--|--|--|--|--|--|--|--|--|--|--|--|
| | | | | | | | | | | | | | | | | | | 18 | 5 | 19 | 16 | O | 14 | 19 | 9 | 2 | 12 | 5 | | | | | | | | | | | | | | | | | |
| | | | | | | | | | | | | | | | | | | 18 | | | | | | | | | | | | | | | | | | | | | | | | | | | |
| | | | | | | | | | | | | | | | | | | 7 | | | | | | | | | | | | | | | | | | | | | | | | | | | |
| | | | | | | | | | | | | | | | | | | 1 | | | | | | | | | | | | | | | | | | | | | | | | | | | |
| | | | | | | | | | | | | | | | | | | 14 | | | | | | | | | | | | | | | | | | | | | | | | | | | |
| | | | | | | | | | | | | | | | | | | 9 | | | | | | | | | | | | | | | | | | | | | | | | | | | |
| 16 | O | 12 | 9 | 20 | 5 | | | | | | | | | | | | | | | | | | | | | | | | | | | | | | | | | | | | | | | | |
| | | 3 | | | 1 | 14 | | | | | | | | | | | | | | | | | | | | | | | | | | | | | | | | | | | | | | | |
| | | 21 | | | 2 | 20 | | | | | | | | | | | | | | | | | | | | | | | | | | | | | | | | | | | | | | | |
| | | 19 | | | 12 | 8 | 1 | 18 | D | 23 | O | 18 | 11 | 9 | 14 | 7 | | | | | | | | | | | | | | | | | | | | | | | | | | | | | |
| | | 5 | | | 5 | | | | | | | | | | | | | | | | | | | | | | | | | | | | | | | | | | | | | | | | |
| | | D | | | | | | | | | | | | | | | | | | | | | | | | | | | | | | | | | | | | | | | | | | | |
| | | | | | | | | | | | | | | | | | | 21 | | | | | | | | | | | | | | | | | | | | | | | | | | | |
| | | | | | | | | | | | | | | | | | | 19 | | | | | | | | | | | | | | | | | | | | | | | | | | | |
| | | | | | | | | | | | | | | | | | | 9 | | | | | | | | | | | | | | | | | | | | | | | | | | | |
| D | 5 | D | 9 | 3 | 1 | 20 | 5 | D | | | | | | | | | | | | | | | | | | | | | | | | | | | | | | | | | | | | | |
| | | | | | | | | | | | | | | | | | | 16 | 21 | 14 | 3 | 20 | 21 | 1 | 12 | | | | | | | | | | | | | | | | | | | | |
| | | | | | | | | | | | | | | | | | | 12 | | | | | | | | | | | | | | | | | | | | | | | | | | | |
| | | | | | | | | | | | | | | | | | | Y | | | | | | | | | | | | | | | | | | | | | | | | | | | |
| | | | | | | | | | | | | | | | | | | 19 | | | | | | | | | | | | | | | | | | | | | | | | | | | |
| | | | | | | | | | | | | | | | | | | 9 | | | | | | | | | | | | | | | | | | | | | | | | | | | |
| | | | | | | | | | | | | | | | | | | D | 5 | 20 | 5 | 18 | 13 | 9 | 14 | 5 | D | | | | | | | | | | | | | | | | | | |
| | | | | | | | | | | | | | | | | | | 9 | | | | | | | | | | | | | | | | | | | | | | | | | | | |
| | | | | | | | | | | | | | | | | | | 3 | O | 14 | 6 | 9 | D | 5 | 14 | 20 | | | | | | | | | | | | | | | | | | | |

| | | | | | | | | | | | | |
|----|----|----|----|----|----|----|----|----|----|----|----|----|
| 1 | 2 | 3 | 4 | 5 | 6 | 7 | 8 | 9 | 10 | 11 | 12 | 13 |
| A | B | C | D | E | F | G | H | I | J | K | L | M |
| 14 | 15 | 16 | 17 | 18 | 19 | 20 | 21 | 22 | 23 | 24 | 25 | 26 |
| N | O | P | Q | R | S | T | U | V | W | X | Y | Z |

- Find out more about the apprenticeship application process at: <https://www.apprenticeships.gov.uk/apprentices/applying-apprenticeship>
- To find out more about what you can expect in the interview process you can visit: <https://www.apprenticeships.gov.uk/apprentices/interview-process>