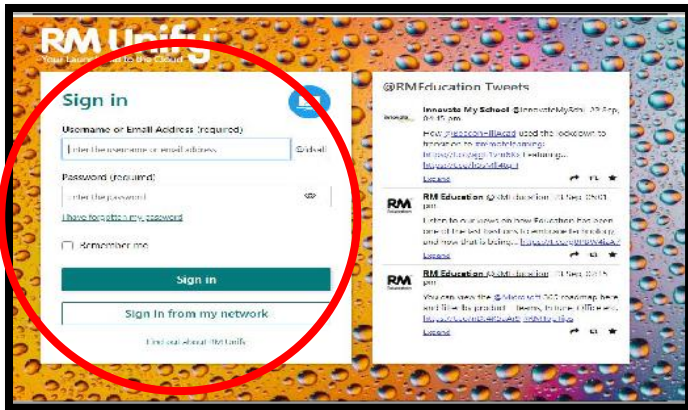


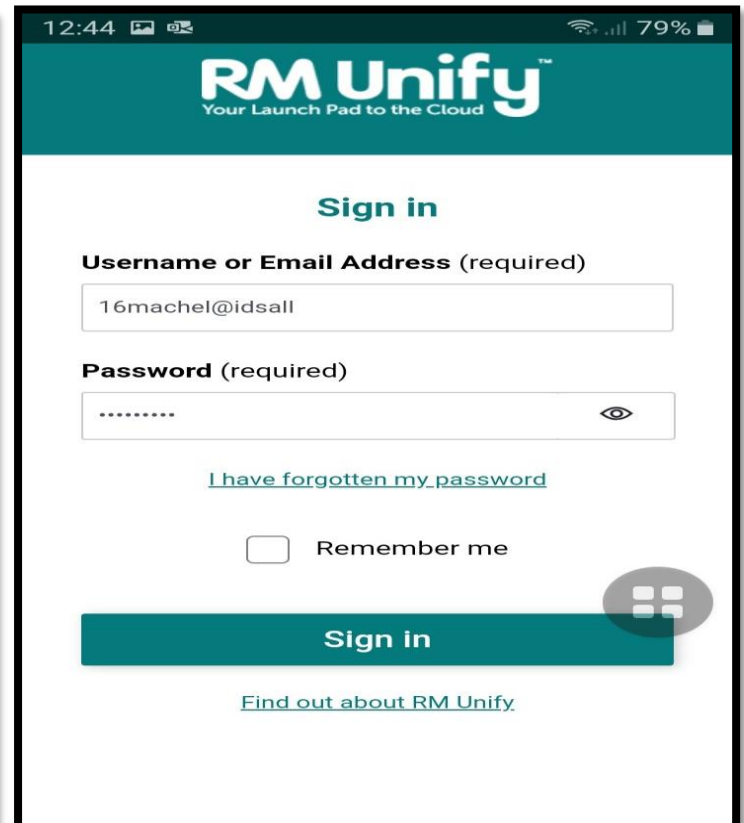
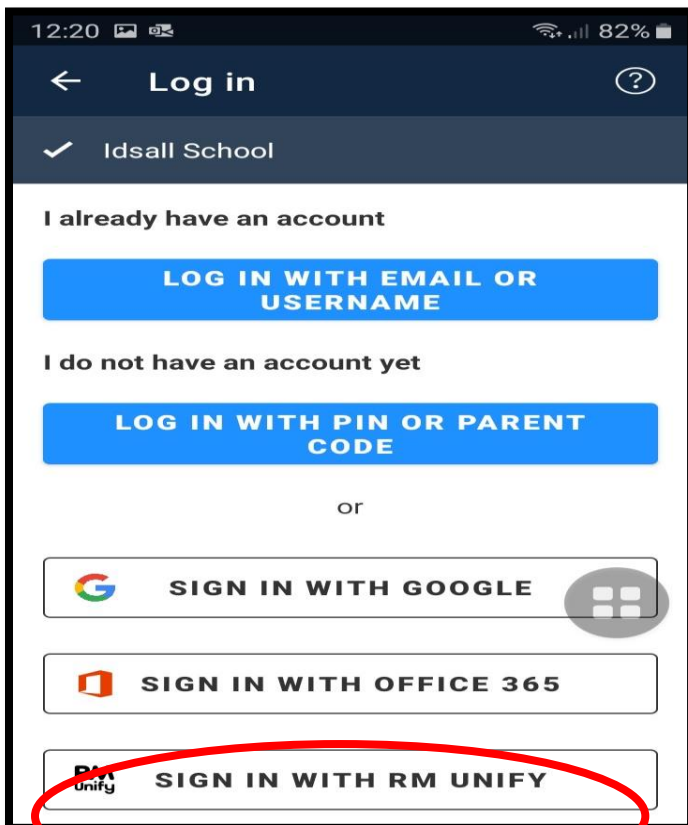
# How to Access 'Satchel:One'-SMHW

To access 'Satchel: One' (SMHW), if you are a student then either go to the school website: [www.idsallschool.org](http://www.idsallschool.org) and select 'Quick links/RMUnify' or by entering the website address: [www.rmunify.com](http://www.rmunify.com). When the RM Unify page is displayed login using your **school computer username and password** and then select the satchel: one icon (see below).



## Satchel:One App for iPhone and Android

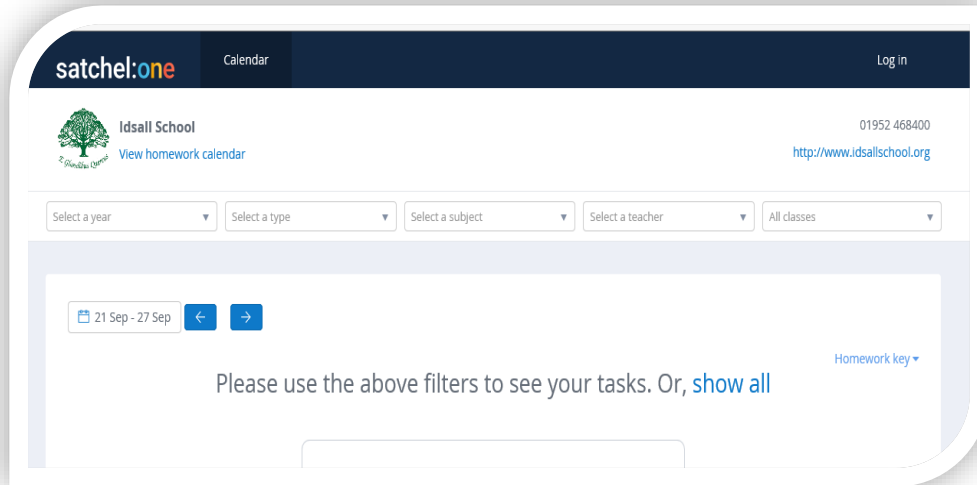
Why not install the 'Satchel: One' app on your mobile device, available for iOS and Android? Log into the app via the RM Unify login option and then enter your username@idsall (**not the full email address**) and password (**this is your school computer username and password**). The app has the advantage of displaying notifications for homework that is due.



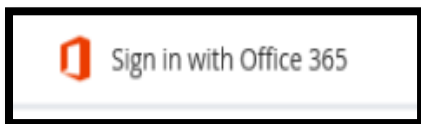
See overleaf for alternative methods of logging in.

# Satchel: One (SMHW) - Alternative Logging in Methods

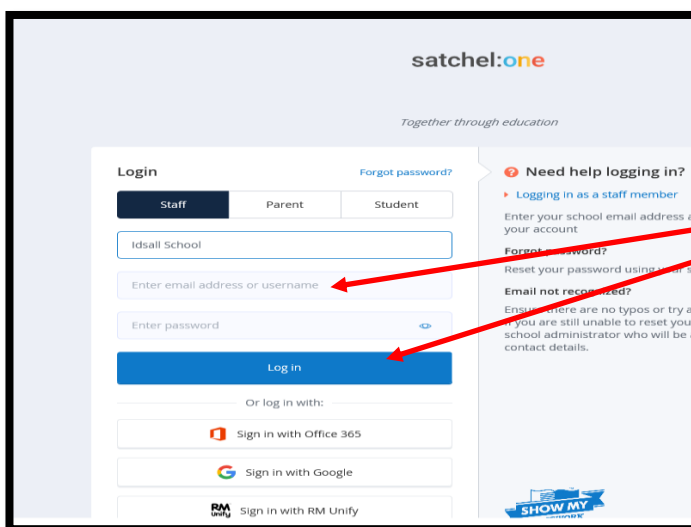
Type: [idsall.showmyhomework.co.uk](http://idsall.showmyhomework.co.uk) into your web browser and you will be taken directly to Idsall's homework calendar. Here you can view your homework by selecting the options from the dropdown lists.



Alternatively click login (top right) and either sign in with Office 365 or RM Unify and enter your school email address: [username@idsall.shropshire.sch.uk](mailto:username@idsall.shropshire.sch.uk) and your idsall computer password.



Please note that selecting student and entering the username and password and clicking sign in will not work.



**Entering here will not work as students do not have a separate username and password for SMHW. Students do not have a PIN for SMHW-only parents/carers have.**